


Name: \_\_\_\_\_



## First Grade Homework Room 6 & 18

Week of: November 4, 2013

**Return on: November 8, 2013**

\* The spelling test is on Friday, Nov. 8.

### Instructions:

1. Read daily for at least 15 minutes and complete the attached reading log. Work on the other attached worksheets. Complete at least one math, one Language Arts, and one Chinese page each day.
2. Please have an adult check your work, and have them help you correct any errors.
3. Turn in completed packet on **Friday**.

My child has completed all of the assigned homework and we have reviewed it together.

Parent Signature: \_\_\_\_\_

\*Room 6 :

English spelling test: Every Friday

Chinese word test: Every Monday

*First Grade Spelling Words*  
*Theme 2 Week 3*



1. spill
2. spin
3. grab
4. grass
5. trap
6. trip
7. men
8. let
9. out
10. many

Challenge words:  
stamp      branch

## Spelling Homework

Write your spelling words three times each.

1. \_\_\_\_\_

2. \_\_\_\_\_

3. \_\_\_\_\_

4. \_\_\_\_\_

5. \_\_\_\_\_

6. \_\_\_\_\_

7. \_\_\_\_\_

8. \_\_\_\_\_

9. \_\_\_\_\_

10. \_\_\_\_\_

Write your spelling words in ABC order:

\_\_\_\_\_

\_\_\_\_\_

\_\_\_\_\_


\_\_\_\_\_






# Reading Log

Once upon  
a time



Please read with your child for 15 minutes each day

Sample	 Book Title <b>My Friend Rabbit</b>	Minutes <b>15</b>	Adult Signature
Monday	Book Title	Minutes	Adult Signature
Tuesday	Book Title	Minutes	Adult Signature
Wednesday	Book Title	Minutes	Adult Signature
Thursday	Book Title	Minutes	Adult Signature





Name \_\_\_\_\_

**Look at each set of words.****One word in each set is spelled correctly.****Use a pencil to fill in the circle in front of that word.****Sample A is done for you.****Sample A:**

- ☐ A. hat
- ☐ B. hatt
- ☐ C. haet

- I. ☐ A. menn
- ☐ B. min
- ☐ C. men

- 2. ☐ A. ged
- ☐ B. get
- ☐ C. gat

- 3. ☐ A. beg
- ☐ B. begg
- ☐ C. bagg

- 4. ☐ A. legg
- ☐ B. lig
- ☐ C. leg

- 5. ☐ A. spend
- ☐ B. spennd
- ☐ C. spenned

- 6. ☐ A. sleed
- ☐ B. sled
- ☐ C. sledd

- 7. ☐ A. henn
- ☐ B. hen
- ☐ C. han

- 8. ☐ A. lett
- ☐ B. latt
- ☐ C. let







Name \_\_\_\_\_

## Practice



Grammar:  
Plural Nouns

A plural noun names more than one person, place, or thing.

Add **-s** to make most nouns plural.

Example: one **cat**

two **cats**



**Circle the plural noun in each sentence.**

1. Mom has a lot of jobs to do.
2. The kids like to help her.
3. Pam will fix the beds.
4. The dogs have to eat now.
5. Jack does the pots in the sink.
6. Now we can have some eggs.

© Macmillan/McGraw-Hill



Name \_\_\_\_\_

Fluency:  
Echo Read:  
Intonation

**As I read, I will pay attention to the questions in the passage.**

We can get a lot of food from the farm.  
10 Can we get eggs from a farm? Yes, we can get eggs from  
23 the hens. What color are hens' eggs?  
30 Some hens lay white eggs.  
35 Some hens lay brown eggs.  
40 Can hens lay blue eggs? Some hens lay blue eggs!  
50 Can we get milk from a farm? Yes, we can get milk  
62 from cows. Did you know that we can get milk  
72 from goats, too? Some people think goats' milk  
80 is the best kind of milk. 86

Please practice reading this fluency passage daily. The goal is to be able to read it smoothly without errors. If it is difficult, master a sentence a day. If it is has become easy, just read it once through and then read a book of your choice. This can help count toward the 15 minutes of reading each day.

My child has read this passage each day.

Parent signature \_\_\_\_\_

Name \_\_\_\_\_

**Write a contraction to complete each sentence.**

can't    isn't    didn't    doesn't    aren't    don't

1. Jen \_\_\_\_\_ at her desk.

2. Ben \_\_\_\_\_ have his backpack.

3. Len and Ted \_\_\_\_\_ here.

4. Ned \_\_\_\_\_ go to the play.

5. Greg \_\_\_\_\_ help us.

6. Fred and Jill \_\_\_\_\_ like to eat jam.

Name \_\_\_\_\_

## Practice

Comprehension:  
Retell

**Read the story. Then write two or three sentences that tell important parts of the story.**

Greg felt sick. He didn't go to school. He stayed in bed all day. Greg's dog, Max, sat on the end of the bed. Greg's cat, Sam, played with a ball of yarn next to the bed. Greg looked at his favorite book. Then he took a nap. Greg felt better after his nap. His mom was glad he felt well.

---

---

---

---

---

---

---

---

---

---

**Draw a picture of what happens in the story.**

© Macmillan/McGraw-Hill




Name \_\_\_\_\_

Add **-s** or **-es** to form the plural of most nouns.  
Begin every sentence with a capital letter. End a  
question with a question mark.

**Find the mistakes. Circle the letters that should be  
capital. Underline the nouns that should be plural.  
Add the correct end mark.**

1. will you help me up
2. who fell on all the egg
3. the two cat jumped on me
4. where are they now
5. do you see some little leg over there
6. what is in the two bush



**To the Teacher:** Have children complete the page independently.  
Ask children to add to the passage on a separate piece of paper.

Name \_\_\_\_\_

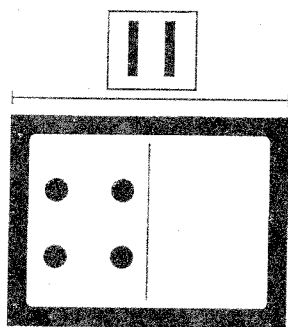
Practice

**7-4**

## Thinking Addition to 12

Think addition to help you subtract.

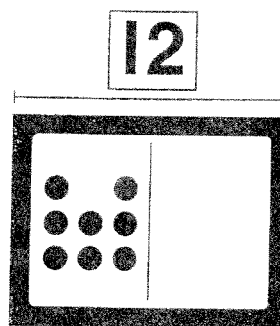
1.



Think:  $4 + \underline{\hspace{2cm}} = 11$

so  $11 - 4 = \underline{\hspace{2cm}}$


2.



Think:  $8 + \underline{\hspace{2cm}} = 12$

so  $12 - 8 = \underline{\hspace{2cm}}$


3.



Think:  $9 + \underline{\hspace{2cm}} = 12$

so  $12 - 9 = \underline{\hspace{2cm}}$

4.



Think:  $4 + \underline{\hspace{2cm}} = 10$

so  $10 - 4 = \underline{\hspace{2cm}}$

## Problem Solving

5. Mark scores 6 points. Amy scores 11 points.

How many points does Mark need to tie the game?

Write a number sentence to solve.

$\underline{\hspace{2cm}} \bigcirc \underline{\hspace{2cm}} = \underline{\hspace{2cm}}$

$\underline{\hspace{2cm}}$  points

Name \_\_\_\_\_

Reteaching

**7-4**

# Thinking Addition to 12

You can use addition facts to help you subtract.



$$8 + 1 = 9$$



$$9 - 1 = 8$$



$$8 + 1 = 9$$

and

$$9 - 1 = 8$$

are related facts.

Use the addition fact to help you subtract.



$$10 - 2 = \underline{\hspace{2cm}}$$



$$8 + 2 = 10$$



$$11 - 4 = \underline{\hspace{2cm}}$$



$$7 + 4 = 11$$



$$12 - 9 = \underline{\hspace{2cm}}$$



$$3 + 9 = 12$$



$$11 - 6 = \underline{\hspace{2cm}}$$



$$5 + 6 = 11$$



Name \_\_\_\_\_

Reteaching

**7-3**

# Thinking Addition to 8

You can think addition to help you subtract.

Think: I know  
 $2 + 6 = 8$ ,  
 so  $8 - 6 = 2$

$$\begin{array}{r} 2 \\ + 6 \\ \hline 8 \end{array} \quad \begin{array}{r} 8 \\ - 6 \\ \hline 2 \end{array}$$



Write an addition fact. Think of the addition fact to help you write and solve the subtraction fact.

1. 



$$\begin{array}{r} 2 \\ + 4 \\ \hline 6 \end{array} \quad \begin{array}{r} 6 \\ - 4 \\ \hline 2 \end{array}$$

2. 



$$\begin{array}{r} \phantom{0} \\ + \phantom{0} \\ \hline 7 \end{array} \quad \begin{array}{r} 7 \\ - \phantom{0} \\ \hline \phantom{0} \end{array}$$

3. 



$$\underline{\quad} + \underline{\quad} = \underline{\quad}$$

$$\underline{\quad} - \underline{\quad} = \underline{\quad}$$

4. 



$$\underline{\quad} + \underline{\quad} = \underline{\quad}$$

$$\underline{\quad} - \underline{\quad} = \underline{\quad}$$

## Algebra


5. If  $\triangle + \bigcirc = \square$ , then

$$\underline{\quad} - \underline{\quad} = \underline{\quad}$$

# Thinking Addition to 8

Think addition to help you subtract.

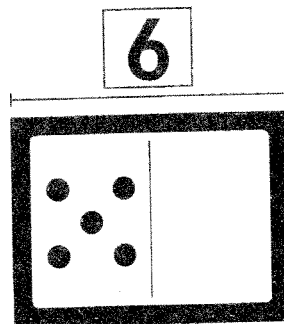
1.



Think  $4 + \underline{\quad} = 6$

so  $6 - 4 = \underline{\quad}$


2.



Think  $5 + \underline{\quad} = 6$

so  $6 - 5 = \underline{\quad}$


3.



Think  $5 + \underline{\quad} = 8$

so  $8 - 5 = \underline{\quad}$

4.



Think  $4 + \underline{\quad} = 7$

so  $7 - 4 = \underline{\quad}$

## Algebra

5. Tia needs to make 8 baskets. She makes 2 baskets.

How many more baskets does Tia need to make?

Which addition fact can help you subtract?

☐  $8 + 6 = 14$

☐  $2 + 8 = 10$

☐  $6 + 6 = 12$

☐  $2 + 6 = 8$

姓名

你				
你				
好				
好				
见				
见				
我				
我				
他				
他				

姓名

她

她

名

名字

字

字

几

几

岁

岁

top

lot

ou

some

pals

spends

leg

beg

men

hen

let

get

名字：\_\_\_\_\_ 月\_\_\_\_\_ 日

# Vocabulary Chart: Parts of the Body

认一认：身体部位

tóu  
1 头

yǎn jīng  
2 眼睛

bí zi  
3 鼻子

ěr duo  
4 耳朵

zuǐ ba  
5 嘴巴

liǎn  
6 脸

jiān bǎng  
7 肩膀

shǒu bì  
8 手臂

bèi  
9 背

dù zi  
10 肚子

shǒu  
11 手

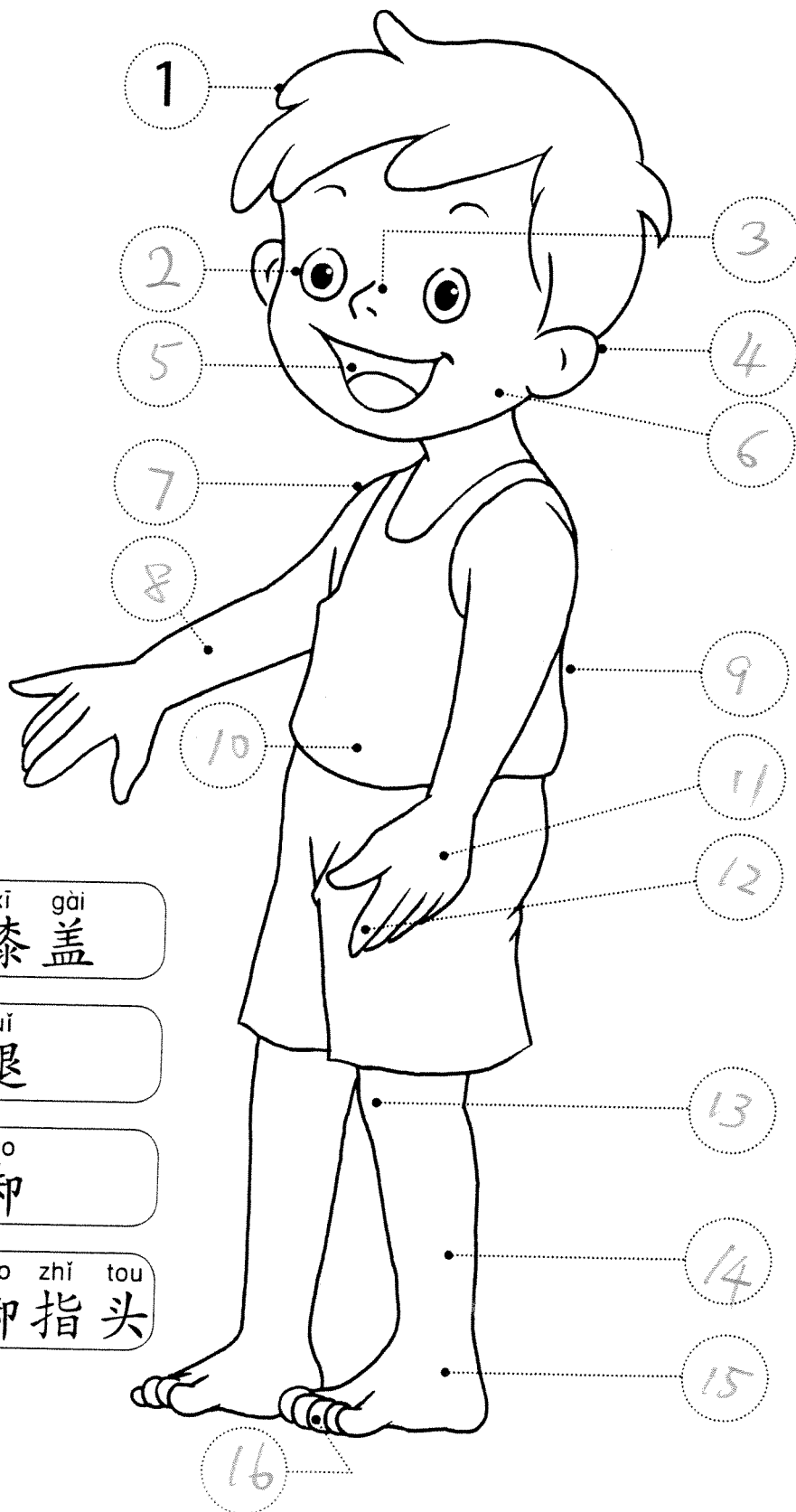
shǒu zhǐ tou  
12 手指头

xī gài  
13 膝盖

tuǐ  
14 腿

jiǎo  
15 脚

jiǎo zhǐ tou  
16 脚趾头



Vocabulary Chart: Parts of the Body

认一认：身体部位

tóu  
1 头

yǎn jīng  
2 眼睛

bí zǐ  
3 鼻子

ěr duo  
4 耳朵

zuǐ ba  
5 嘴巴

liǎn  
6 脸

jiān bǎng  
7 肩膀

shǒu bì  
8 手臂

bèi  
9 背

dù zi  
10 肚子

shǒu  
11 手

shǒu zhǐ tou  
12 手指头

xī gài  
13 膝盖

tuǐ  
14 腿

jiǎo  
15 脚

jiǎo zhǐ tou  
16 脚趾头

